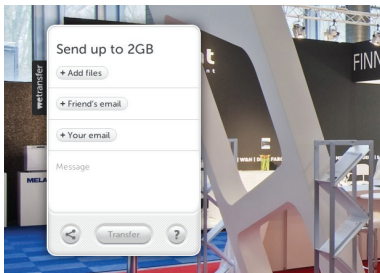


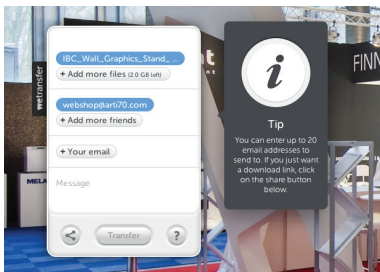


Graphic files can be sent through the link  
<https://arti70.wetransfer.com/>



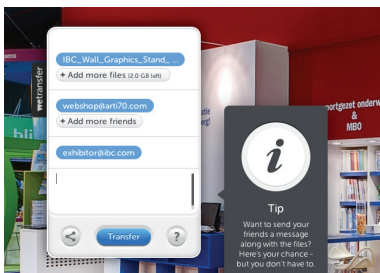
#### 1: Choose file(s)

Go to <https://arti70.wetransfer.com/>. You will see a wallpaper with a box in the middle. Click 'Go' to continue. Click "Add files" and add one or more files.



#### 2: Recipient(s)

Enter the recipient(s)'s e-mail address. You can enter up to twenty e-mail addresses, separated by a space. You will receive a confirmation for each download.



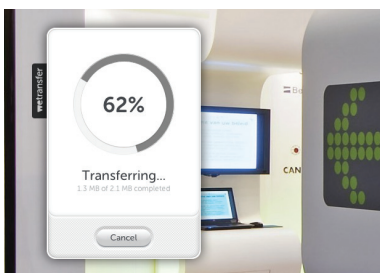
#### 3: Your e-mail

Below the recipient(s)'s address(es), enter your own e-mail address. This is needed to send you a confirmation after someone has used the download link. You will also receive a download link.



#### 4: Message

You can send the recipient(s) an e-mail announcing the WeTransfer-link. You can also send a short message with an explanation to accompany the link.



#### 5: Transfer

You have now entered all the required information. Click 'Transfer' to upload all the files and to send the download link. You will be shown how long the upload will take.

NAILED IT  
BUILT IT MADE IT